



RESOURCE GUIDE

2017/2018 Respect Life Program



BE NOT

Afráid

INSIDE THE GUIDE



*Respect Life
Program: FAQ*



E-Tools



*Intercessions
for Life*



*Respect Life
Display: How To*



*Youth Contest:
How To*











Printables



*9 Days For Life
Leaders' Guide*

Table of Contents

	<i>Respect Life Program: Frequently Asked Questions</i> 3
	<i>E-Tools to Know</i> 4
	<i>Intercessions for Life</i> 6
	<i>Respect Life Display: How To</i> 9
	<i>Youth Contest: How To</i> 13
	<i>Youth Contest: Flyer</i> 15 <i>Printable: Photocopy, or download and print from www.usccb.org/prolifeyouthcontest.</i>
	<i>Youth Contest: Judges' Score Sheet</i> 16
	<i>9 Days for Life: Leaders' Guide</i> 17

Something for Everyone

The Respect Life Program materials are meant to help you build a culture of life, whatever your area of work or ministry.

Whether you're serving in a parish, Catholic education, faith formation, communications, pro-life, youth/young adult, or campus ministry—there's something for you!

www.usccb.org/respectlife

We Want to Hear from You!

Is this resource guide helpful to you? What did you use, and how? Did you use the recommendations "as is" or use them as springboards for new ideas? What did you like or not like?

Let us know by email at prolife@usccb.org!



Respect Life Program: FAQ

Is there anything else I should know?

Yes! Nearly all the materials in the Respect Life Program are available for free online, along with additional materials that are online-only. Learn more at www.usccb.org/respectlife.



WHAT IS THE RESPECT LIFE PROGRAM?

NEW materials are produced each year to help Catholics understand, value, and become engaged with supporting the God-given dignity of every person—which naturally leads to protecting the gift of every person’s life.

WHO ARE THE MATERIALS FOR?

The materials are developed especially for use in parishes, schools, and faith-based ministries, but can also be used by other groups or individuals. Whether you’re simply taking a personal interest or you’re serving in a parish, Catholic education, faith formation, communications, pro-life, youth/young adult, or campus ministry—there’s something for you!

HOW DO I USE THESE MATERIALS?

The Respect Life Program materials are intended to help leaders integrate respect for human life into their respective work and/or ministries. So, talk with people in other areas of service, and brainstorm how you can help each other build a culture of life!

Also, action ideas and customized suggestions are provided throughout this resource guide and online, but anyone is welcome to build off or adapt what is offered.

For example, “9 Days for Life: Leaders’ Guide” was originally created for use in youth or young adult ministries. However, many of the suggestions are adaptable for other age ranges. Similarly, specific suggestions are written for teachers, but someone in another field may find the same idea useful for their area of expertise.

WHEN DO I USE THESE MATERIALS?

The annual cycle of the Respect Life Program runs from Respect Life Sunday (the first Sunday of October) through the following September.

Specific dates are sometimes provided, but any of the materials can be used at any time—after all, we cherish God’s gift of life year-round!

Also, we recommend that you build off the current theme, which we’re highlighting from October 2017 – September 2018: “Be Not Afraid.” However, if something from a previous Respect Life Program is helpful, you’re still welcome to use it!



E-Tools to Know

DID YOU KNOW?

The Secretariat of Pro-Life Activities provides many free resources online for your use!

The *Pastoral Plan for Pro-Life Activities* contains four major “pillars” that the U.S. bishops have set forth as elements necessary for authentic Catholic pro-life efforts in the United States: prayer, public information and education, public policy, and pastoral care. We invite you to browse through our website at www.usccb.org/prolife, or go directly to one of the sections highlighted below.

PRAYER

www.usccb.org/prolifeprayers

- Blessings
- Intercessions
- Holy Hours
- Rosaries
- Novenas
- Divine Mercy Sunday Resources

PUBLIC POLICY

www.usccb.org/prolifepolicy

- Action center
- Fact sheets
- Videos
- Blog
- Testimony letters and statements

PUBLIC INFORMATION AND EDUCATION

www.usccb.org/prolifeinfo

- Annual Respect Life Program
- Bulletin inserts
- Videos
- Church documents and teaching
- News releases and statements
- Articles

PASTORAL CARE

www.usccb.org/prolifecare

In addition to assisting diocesan development of the Church’s Project Rachel Ministry for post-abortion healing, the Secretariat of Pro-Life Activities offers resources such as the following to assist with local pastoral care efforts.

- www.HopeAfterAbortion.org
(www.esperanzaposaborto.org)
- Prayer resources
- Articles
- Shareable images
- *Pastoral Plan for Pro-Life Activities*

More!

www.usccb.org/prolifetools

- Leaders’ toolkits
- Social media toolkits
- Respect Life downloadable image gallery
- Action ideas
- Homily helps
- Printable handouts
- Reflections
- And even more!



Pro-Life E-Tools to Know

7 WEBSITES YOU SHOULD KNOW

- 1 United States Conference of Catholic Bishops**
www.usccb.org
- 2 USCCB Secretariat of Pro-Life Activities**
Pro-life office of the United States Conference of Catholic Bishops.
www.usccb.org/prolife
- 3 USCCB Respect Life Program**
Browse, download (for free), or order materials today!
www.usccb.org/respectlife
- 4 Hope after Abortion**
Healing stories, letters, prayers, and local ministry contact information for the Church's Project Rachel Ministry for post-abortion healing.
www.HopeAfterAbortion.org
- 5 Conscience Protection**
Latest information regarding threats to rights of conscience.
www.usccb.org/conscience
- 6 HumanLifeActionCenter.org**
At HumanLifeActionCenter.org, an initiative of the National Committee for a Human Life Amendment, you can easily contact Congress regarding pro-life policy and help protect life and liberty in law.
- 7 EndRoe.org**
Visit EndRoe.org, a project of the National Committee for a Human Life Amendment, for a comprehensive look at *Roe v. Wade*, the decisions that led up to it, and subsequent Supreme Court abortion cases.

E-TOOLS IN YOUR INBOX

SIGN UP for any of the following subscriptions at www.usccb.org/ProLifeSubscriptions!

Links to archives and other information are also on this webpage.

9 Days for Life: Prayer, Penance, Pilgrimage

Nine days of prayer and action focused on cherishing and protecting God's gift of life. Daily intentions are posted online and shared via email, text message, a mobile app, and social media.

www.9daysforlife.com

Call to Prayer for Life, Marriage & Religious Liberty

Weekly prayer intentions shared via email, text message, and social media are part of the U.S. bishops' national prayer campaign.

www.usccb.org/pray

Life Issues Forum

A pro-life column addressing culture-of-life issues. May be reprinted in full for use in bulletins, newspapers, etc.

People of Life E-Newsletter & Action Campaign

Latest news on pro-life issues, people, events, and the U.S. bishops' ongoing pro-life efforts. Follow us on Facebook, too!

www.facebook.org/peopleoflife

Pray for Life

Monthly pro-life messages with new prayer intentions, short reflections, suggested actions, and more! Available online and by email or text message.

www.usccb.org/prayforlife

Pro-Life Federal Legislative Action Alerts

Be a voice for the voiceless! Sign up for pro-life federal action alerts at HumanLifeActionCenter.org.

Word of Life

A monthly liturgical resource containing pro-life intercessions, bulletin quotes, downloadable bulletin art, and occasional supplements like homily notes.



Intercessions for Life

What are these?

“Intercessions for Life” contains two sets of prayer intentions related to respect for all human life.

The first set relates to a broad spectrum of life issues from the perspective of the theme, “Be Not Afraid.”

The second set contains intentions highlighting issues more specifically related to unborn children, as well as some intentions that are more general.

BUT FIRST... Q & A

Who are they for?

Lectors; priests and deacons; Catholic educators; parish bulletin editors; catechists; leaders in pro-life, youth, young adult, or campus ministry; Catholic communications; individuals; etc.

When do I use them?

You are welcome to use these intentions at any time. For your convenience, some dates are also suggested.

The first set was developed with Respect Life Sunday (October 1, 2017) in mind, and the second set with the Day of Prayer for the Legal Protection of Unborn Children (Monday, January 22, 2018) in mind.

You could also use any of the intentions on Friday, January 19 (the 2018 March for Life); the day of a local pro-life march/rally; or Monday, April 9 (the 2018 celebration of the Solemnity of the Annunciation of the Lord).

What are some ideas for using them?

- Use during the Prayer of the Faithful in a Mass for Respect Life Sunday, Respect Life Month, or the Day of Prayer for the Legal Protection of Unborn Children.
- Use as inspiration for a homily given on one of the previously mentioned days.
- Include an intention in the parish bulletin on one of the dates mentioned or at another time that naturally relates to the topic. (For example, November is often recognized as “Adoption Awareness Month,” so the intention relating to

adoption could be included one of the Sundays in November.

- Begin class (high school, RCIA, religious education, etc.) with prayer and include one or more of the intentions. Consider spending time discussing the intention chosen.
- Ask students to use as inspiration for a written reflection or digital presentation (prepared in class or for homework). Have them connect one of the intentions to something they are learning in class.
- Use as inspiration for a talk or class lecture, or incorporate into a regularly-planned talk or lecture that addresses related concepts.
- Review these intentions and incorporate, as applicable, when you address a related topic as part of regular programming (youth ministry, religious education, high school classes and/or retreats, etc.)
- Use as inspiration to write about the theme “Be Not Afraid,” and publish your piece in Catholic communications (parish e-newsletter, parish bulletin, diocesan newspaper, etc.)
- Use for individual prayer and reflection. To go a step further, pick one of the topics to learn more about, and/or consider how you can become more involved in bringing Christ’s love to the people you’ve been praying for—especially those who are suffering.

October 1, 2017: *Respect Life Sunday*

For all people:

May God grant us courage to embrace his precious gift of life, even in the most difficult of circumstances;

We pray to the Lord:

For the times we are afraid to welcome life: May the Lord fill our hearts with confidence in His loving care and provide for every need;

We pray to the Lord:

For all Catholics: May the real presence of Jesus in the Eucharist strengthen us in protecting his gift of life;

We pray to the Lord:

For the times we are pressured to compromise respect for human life: May the Lord strengthen our courage and resolve;

We pray to the Lord:

May the Holy Spirit reveal to each of us how we are called to use our gifts in sharing the Gospel of life and joy;

We pray to the Lord:

For those facing difficult medical decisions: May they receive the Lord's guidance and peace as they listen for his voice;
We pray to the Lord:

For expectant mothers whose hearts are troubled: May they receive helpful, loving support for themselves and their baby;
We pray to the Lord:

For the times we doubt the value of our lives: May we rest in the awareness that we are infinitely loved, and that God has a plan for our lives;
We pray to the Lord:

For those condemned to die and for their families: May the hope of the Resurrection strengthen them in their time of sorrow;
We pray to the Lord:

May God grant us the eyes to see and the hearts to love those who need us to walk with them in times of suffering;
We pray to the Lord:

May God bless all those for whom adoption is part of their life story;
We pray to the Lord:

For caregivers: May Christ give them wisdom and fill their hearts with peace and strength;
We pray to the Lord:

For women and men suffering after abortion: May God grant them courage to seek healing and peace through the Church's post-abortion healing ministry;
We pray to the Lord:

For those longing for a child: May God comfort them with the assurance of his steadfast love;
We pray to the Lord:





January 22, 2018: Day of Prayer for the Legal Protection of Unborn Children

For bishops and priests:
Through their ministry,
may those who are afraid
be strengthened with the peace of God;
We pray to the Lord:

For our nation:
May God unite us in peace
and respect for each other
and all human life;
We pray to the Lord:

For public servants:
May God grant them the humility, wisdom,
and courage to defend all human life;
We pray to the Lord:

May the Lord grant to us
understanding hearts,
that we may treasure his gift of life;
We pray to the Lord:

May the merciful and gracious Spirit of God
help us protect and care for
each person's life;
We pray to the Lord:

May God grant us the wisdom and courage
to lovingly protect his gift of human life
at every stage, in sickness and in health;
We pray to the Lord:

For those who feel alone in their grief
following an abortion:
May they deeply experience
the Lord's mercy and healing;
We pray to the Lord:

For those who have participated in
abortion and long for reconciliation
with God:
May they find healing and peace through
the Sacrament of Reconciliation;
We pray to the Lord:

For those suffering the loss of a child:
May Christ comfort them
with his everlasting love;
We pray to the Lord:

For parents who receive
a difficult prenatal diagnosis:
May they be strengthened by the
assurance of God's loving plan for their
child's life;
We pray to the Lord:

For people with disabilities:
May they be treated with the loving care
and respect due to each person;
We pray to the Lord:

For those facing unexpected pregnancies:
May God provide for their every need
in welcoming their child;
We pray to the Lord:

For those whose hearts ache
for a child of their own:
May they experience the Lord's presence
and be filled with his peace;
We pray to the Lord:

May friends and families of women
who are unexpectedly pregnant
provide loving, life-affirming support
for both mother and child;
We pray to the Lord:

For medical professionals:
May respect for each person's life
characterize their every action;
We pray to the Lord:



Respect Life Display: How To

BUT FIRST... Q & A

****This guide is meant only to provide helpful suggestions. All related local policies must be followed and required permissions obtained.***

What is this?

This “how to” guide gives suggestions and ideas for setting up a Respect Life display focused on the theme “Be Not Afraid.” Please note that these are simply suggestions, and you are free follow, expand upon, or use as inspiration to spark new ideas – with the condition that all local policies are followed.

Who is it for?

Leaders in pro-life, youth, young adult, or campus ministry; Catholic educators; religious educators; others.

When do I use it?

- Consider the following dates. (However, you can use these suggestions at any time and for any length of time—a day, a week, a month, etc.)
- Respect Life Sunday (October 1, 2017)
- Respect Life Month (October)
- Day of Prayer for the Legal Protection of Unborn Children (Monday, January 22, 2018)
- March for Life (Friday, January 19, 2018) or the day of a local pro-life march/rally
- Solemnity of the Annunciation of the Lord (observed Monday, April 9 in 2018)

How do I use it?

- Set up a display in the church foyer, and ask the parish priests to incorporate the message “Be Not Afraid” (as it relates to respect for human life) into their homily, and/or invite people to visit the display after Mass.
- Hold a youth contest, and feature the winner’s entry in a display at a pro-life gathering. (See pages 13 and 17 of this year’s resource guide.)

- Make “Be Not Afraid” (as it relates to respect for human life) the topic of a talk or series of talks. Invite local young adults to submit and, if selected, give a talk. Or, invite a local expert on one of the 2017-18 brochure topics to give a talk. Set up a display at the talk(s), and invite attendees to submit their ideas for living out this message in daily life. Feature the best ones in your e-newsletter (as a continuing special feature or all at once), highlight on social media, and invite the “winners” to put their ideas into action and write a blog post about their experiences.
- Set up a display in a high-traffic area of your college campus for a week, and invite people passing by to attend a pro-life event during or at the end of the week. Feature resources that are available for people who may need support choosing life (i.e. pregnancy care centers, suicide hotlines, etc.)
- Either as an individual teacher, or as a collaborative group of teachers, consider setting up a partial version of the display. Connect the theme “Be Not Afraid” (as it relates to respect for human life) to what students are learning, and invite students to brainstorm how they could contribute to the display. Choose which ideas you want them to pursue, then set up the final display in a high-traffic space of the school for a week.
- While the display is set up, connect the theme and/or brochure topics with your lesson(s) or do a school presentation to show the connection between what students are learning and the respect that is due to each person (which naturally extends to respecting and protecting all human life).

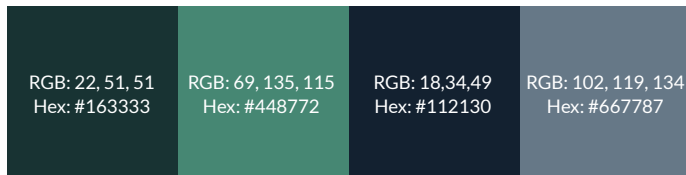
For example, if discussing the theological virtue of charity, you could highlight how to care for loved ones nearing death in a way that respects the precious gift of their lives. (Download “Caring for Loved Ones at Life’s End” as a free, double-sided flyer from www.usccb.org/endoflifecare.)

- Set up a mini version of the display before a parish religious education class. Connect the theme with the lesson of the day, and use the display to spark conversation about the connection between class content, faith, and respect for all human life. Provide starter questions, if needed.

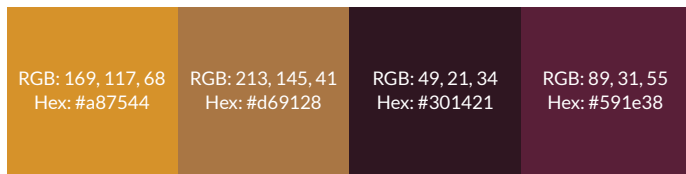
COLORS

The following colors* are used in the 2017-18 Respect Life Program. Using just a few colors will help give your display a cohesive, polished look.

Start by choosing one or two colors to serve as the foundation for your display.



Now, pick an accent color to add variety.



*Colors are commonly coded using "RGB" (Red, Green, Blue) or "hex." These are the codes you would use to select a specific color in a design program (for example, when making a flyer, bulletin announcement, etc.)

TRI-FOLD POSTER BOARD

Add dimension and visual interest to a display table by using a decorative tri-fold poster board.

Supplies:

- Tri-fold board (approximately \$4.00)
- Fabric or poster paint (approximately \$3.00 - \$12.00)
- Respect Life poster: "Be Not Afraid" (approximately \$2.00)
- Photos (free)
- Push-pins (Decorative push pins can add a little something extra and can be less expensive than plain ones.)
- Optional: If using fabric to cover board, hot glue gun and glue sticks (Miniature sizes start at approximately \$5.00.)
- Optional: Youth contest flyer (See page 15 in this year's resource guide.)

What to Do:

1. Add some color to your tri-fold board! Use some poster board paint, or cover it with a colorful piece of fabric, using a hot glue gun to secure the fabric.

2. Use the board to post this year's Respect Life poster or any other information you want to display.
3. Gather some photos. Free Respect Life images are available to be used, with the condition they are not edited in any way other than size: www.usccb.org/respectlifeimages.

You could also ask for submissions to feature. For example, make an announcement asking for personal photos that illustrate this year's Respect Life Program theme, "Be Not Afraid" (i.e. people supporting and taking care of each other).

***For any photos used, but especially those related to minors' privacy and parental consent, be sure it's clear the photos will be publicly displayed, follow local policies, and obtain the necessary permission for using these photos.**

4. Add the photos to your tri-fold board with push-pins. (Ideally, the pins would not be multi-colored, unless they're the colors you previously selected).

Alternatively, you could use the instructions for the "twine photo display" featured in the 2015-16 Respect Life Prayer and Program Guide (www.usccb.org/2015prolifedisplay).

If you want to go a step further, some online photo editing programs offer the option to add a "frame" border around a picture. You could add gold frames around some of or all the photos to complement the classic design of the "Be Not Afraid" poster.



Figure 1: Tri-fold display featuring 2016-2017 Respect Life Program

Bring it to Life:

A. Create slips of paper with action ideas written on them for living out the theme “Be Not Afraid.” Pin them on the tri-fold board, or put them in a basket on the table. Invite people to each take one, complete the action, and share their experience (what they learned, how they felt, insights they gained, etc.)

Ask them to respond in writing, by email, or whatever works best for you. (Be sure to include this information on the slips of paper.)

Feature submissions on the tri-fold later, after obtaining any required permission to do so (i.e. the following week, on another pro-life related date, etc.)

B. Provide blank slips of paper and writing utensils for people to submit their own ideas for putting “Be Not Afraid” into action. Pick the top submissions, feature them (after obtaining the required permission), and honor those who wrote them. Invite others to do the suggested actions and share their experiences, with you and/or with friends and family.

PREPARING THE TABLE

Supplies:

- Tablecloth
- Optional: Table runner
- Optional: Cloth napkins

What to Do:

1. Cover a 6-foot table (or whatever is available) with a tablecloth that is one of your foundational colors. Cloth looks particularly nice, but a new cloth tablecloth may be cost-prohibitive if you don't have one readily available. Alternatively, you could try looking for a previously used one in a second-hand store, or for a plastic tablecloth in a discount store. If you can't find one in the color you need, use a tablecloth in a neutral color (like white, off-white, cream, or beige).
2. To go a step further, you could use a table runner or cloth napkins, either in your foundation shade (if using a neutral tablecloth) or in your accent color (if your tablecloth is your foundation color).

The cloth napkins could be laid out next to each other in a line from one end to the other, angled with the corners pointed to the front and back of the table and overlapping each other. (See Figure 2.)

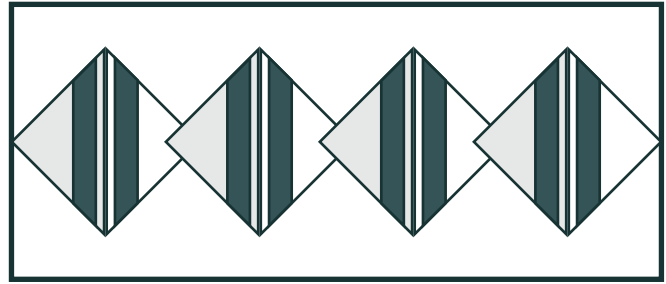


Figure 2: Napkin placement

SETTING UP THE TABLE

Supplies:

- Completed tri-fold display board
- Sign-up forms for your group and/or e-newsletter
- Writing utensils
- Marked box or basket for completed sign-up forms
- Giveaway: Flyers for upcoming events
- Giveaway: Information on how to get more involved
- Optional: Marked box or basket with paper slips for action ideas
- Optional: Marked box or basket for action idea submission slips
- Optional: 2017-18 Respect Life Program materials (reflection flyer, brochures, printable handouts, etc.)
See www.usccb.org/respectlife.
- Optional Giveaway: Copies of youth contest announcement flyer, customized with your information (See page 15 of this year's resource guide.)

What to Do:

1. Set up your tri-fold display board in the center of the table or off to the side in the back left or back right corner. (The latter option is good if you have a good deal of material to display.)
2. Arrange your display materials. A good rule of thumb is to give “breathing room” between materials; in other words, be cautious not to overcrowd your table.
3. It's also helpful to add variety, height, and dimension where possible. (See the section “Other Ideas” at the end of this display “how to” guide for suggestions.)
4. Don't put all your writing utensils out at once. Save some for later, in case people accidentally walk off with them!

5. Make it clear what action you want from visitors to your table. Do you have free materials for them to take? Do you want them to sign up to your email list? Make sure you have signs indicating this clearly. (The picture frame idea in “Other Ideas” at the end of this display “how to” guide is one way to convey the information attractively.)

DIY BROCHURE DISPLAY STANDS

Supplies:

- 6-10 file folders (approximately \$6.00)
- Scissors

What to Do:

1. Print the easel template from the website for the USCCB Secretariat of Pro-Life Activities (accessible from www.usccb.org/diystands).
2. Trace along the edge of the easel template onto any side of the folder. (If you are using a pocket folder, make sure to remove the pockets before you start tracing.)
3. Cut out the easels from the folder. (More than one can be made from each folder.)
4. Fold the easel in half so that the ends are touching.

You now have a free-standing brochure easel!

OTHER IDEAS

1. Create multi-level display spaces on your table by using groups of differently-shaped boxes covered in cloth.
2. Provide treats.

3. Add a vase of flowers, (unlit) candles, and a light scattering of decorative floral marbles or season-appropriate foliage (like synthetic autumn leaves, flower petals, or evergreen branches). Choose colors that match the ones previously selected, if possible.
4. Pictures frames are an inexpensive, fun, trendy way to convey information. Put scrapbook paper inside, and write on the glass with dry-erase marker. Or, create your message with fun fonts, then print it on scrapbook paper and insert. (An internet search can help you find easy design templates to customize with your own text.)

PERSONAL PRESENCE

Consider whether to have one or more people present to answer questions, talk to visitors, refill giveaways, keep things organized, etc. If you decide to have people present, it's helpful to think in advance of what you'd like visitors to your table to gain from the experience. What's the one thing you want them to remember when they leave?

Also, it can be intimidating for some people to visit a table when the host is sitting or standing behind it. Instead, move out from behind it and off to one side. Make eye contact, and smile genuinely. Don't hover if it looks like the person just wants to browse, but do let them know you're happy to answer any questions or tell them more.

Be aware that you are representing what it means to respect human life. This can be a wonderful opportunity to show visitors, or even passersby, the sincere compassion that comes from seeing each person as a masterpiece of God's creation. Be present to those whom you speak with, and ask the Holy Spirit to guide your interactions.

And of course, be not afraid!





Youth Contest: How To

The instructions, sample flyer, and sample rating sheet are only provided as suggestions.

These contest materials can be used by any entity under the condition that **all related policies are followed**. Learn and follow all local policies and procedures, **particularly safe environment and parental rights policies**, and obtain appropriate permission before moving forward.

If a participant uses materials from another work, proper permissions **must** be obtained and accompany their submission.

If you have any questions about applicable policies, contact your parish, school, diocese, and/or any other relevant authoritative entities.

The Catholic Campaign for Human Development has successfully run a youth contest for decades. To gain insight from their process about best practices, visit www.goo.gl/6qh8CG.

Move hearts and minds with the joyful Gospel of Life by highlighting unique gifts of young people! Hold a contest inviting youth to explore the theme as it relates to human dignity and respect for all human life.

Participants' entries should be original and illustrate the annual theme, and could be judged on understanding of the theme, creativity of the work, and artistic skill.

Basic instructions are provided below. (Depending on your area of ministry, some aspects may not relate to your circumstances.)

1. Plan and Prepare

- Meet with people in related areas of church work/ministry to develop a plan to collaborate on the contest together. (Consider connecting with any or all of the following: youth ministry, cultural ministries, Catholic schools, social concerns, religious education, etc.)
- Determine...
 - Important dates (e.g. deadlines, concluding celebration)

Possible dates for entry deadlines or concluding celebrations could be...

 - The end of Respect Life Month (October).
 - The beginning or concluding weekend of 9 Days for Life.
 - The Feast of Our Lady of Guadalupe (often venerated as Patroness of the Unborn), December 12.
 - The Solemnity of the Annunciation of the Lord.
 - Participant Categories (e.g. grade level or range, age range, school, parish, etc.)
 - Medium Categories (e.g. drawing, painting, video, poster, music, poetry, short story, letter, drama, photography)
 - Guidelines
 - Judging criteria. (See "Youth Contest: Judges' Score Sheet.")
 - Prize categories. Options to consider could be...
 - One grand prize
 - First, second, and third place prizes
 - One or more prizes per multimedia category
 - Prizes for additional categories you'd like to recognize, such as best team project, most creative, most compelling call to action, etc.
- Promotional plan. (See Step 2 for ideas to get you started.)
- Roles and responsibilities.
- Other decisions, as needed.

- Solicit prizes from local businesses, such as gift certificates from Catholic bookstores, popular pizza or coffee shops, bowling alleys, museums, etc.

2. Advertise the Contest

- Organizing collaborators could promote the contest at regularly-scheduled meetings of their respective contacts.
- Use the contest materials (reflection flyer, sample letter, text advertisements, bulletin announcements, etc.) that can be found at www.usccb.org/prolifeyouthcontest. Adapt materials as needed to reflect your parameters, contact information, and deadline.
- Send communications to target audiences via letter, email, text message, and/or social media. It's best to send these communications several times.

(These audiences may vary in nature. For example, an organizing diocese could contact local parish leaders who are helping facilitate the contest, whereas an organizing parish youth minister could advertise directly to potential participants.)

- Provide announcements and ask that they be shared in communications and visible spaces (e.g. parish bulletin, pulpit announcement, diocesan newspaper and/or radio, school newsletter, school classes, email lists, bulletin boards, etc.).
- Follow up with contacts to make sure they have received the contest materials.

3. Embrace Opportunity

- Offer suggestions to help leaders make the most of various opportunities provided by the contest—for example, how to...
 - Highlight the connection between relationship with God, respect for life, and our daily lives;
 - Guide and encourage youth in deepening their own relationships with God through this experience;
 - Educate youth about life issues;
 - Raise awareness of local pro-life resources, like pregnancy care centers;
 - Help youth put the theme into action after the contest.
- Encourage schools, parishes, diocesan newspapers, etc. to feature the contest entries, so that the community can share in and celebrate what the students created and gained from the experience.

4. Receive and Judge the Entries

- Receive entries by the deadline that you specified in Step 1. (Dioceses may want to ask each participating group to hold its own mini-contest and then submit only the top winner from each category.)
- Hold an event during judging, such as an “entry gallery,” to display and judge entries. Youth could be present to talk about their work, and local media could be invited to attend.

5. Honor the Winners

- Hold an award(s) reception or event to recognize the winner(s) and, if applicable, local pro-life groups that inspired the youth. This can be a great opportunity to bring the local community together in celebration of human life.
- Consider inviting to the reception or event:
 - The local (arch)bishop and/or pastor to offer an opening prayer and say a few words of congratulations to the winners.
 - Everyone who has participated in the contest in any way (people who helped promote it, judges, participating groups like schools, parishes, ministries, etc.)
 - Local media, such as the diocesan newspaper, to cover the event.
- Spread the good news! Write a feature article about the contest and winners for your diocesan newspaper, parish bulletin, school newsletter, etc.



R E S P E C T
L I F E

Youth Contest

Who:

When:

Learn More:

What:

How:

BE NOT
Afráid

*“Behold, I
am with you
always, until the
end of the age.”*

MATTHEW 28:20



Youth Contest: Judges' Score Sheet



The ideal entry will exemplify the following qualities:

- 1. Exhibits understanding of the theme.
- 2. Shows **originality** and **creativity** in illustrating the theme or an aspect of it.
- 3. Reflects **artistic skill**.

Please rate from 1 to 5 with **5 being the highest**. Judges may consider both the creative entry and the description on the entry form (if applicable).

Entry # _____

Participant Category

(e.g. age/grade, school, parish, etc.): _____

Medium Category

(e.g. painting, essay, song, etc.): _____

Title of the Piece: _____

Understanding of the Theme	1	2	3	4	5
Originality and Creativity	1	2	3	4	5
Artistic Skill	1	2	3	4	5


Total Score: _____

Comments:



9 Days for Life: Leaders' Guide for Ministry to Young People

The resources referred to in this guide can be accessed at www.usccb.org/onenightofprayer.



ONE NIGHT OF PRAYER, PENANCE, AND PILGRIMAGE

This short guide suggests ideas for youth or young adult ministries seeking to incorporate 9 Days for Life into their parish programming in January 2018. It may also be adapted for other age groups.

- The ideal setting for this “One Night of Prayer, Penance, and Pilgrimage” would be a youth or young adult program on or around the weekend of January 20 or 27, 2018.
- The goal of this program is to introduce young people to the novena – and to encourage them to engage in the various components of it on their own or with family or friends. This novena will be done by Catholics of all ages across the country from January 18-26, 2018; by encouraging the young people to participate, it will link them in solidarity as prayers are offered for the conversion of all hearts and the end to abortion, as well as for many other areas related to the sanctity of human life at every stage and in every circumstance.
- In advance of the evening program, feel free to inform participants of the novena (“nine days”) and encourage them to download the app or register for the novena updates via text message or email.
- They can download the app or subscribe to the emails* at www.9daysforlife.com. (Both are available in English and in Spanish). They can sign up for the daily text messages* by texting¹ **9DAYS** to 55000 to receive the novena in English or **9DIAS** to 55000 to receive the novena in Spanish.
**No matter when people sign up for the emails or text messages, the same materials are sent to them at the same time as everyone else. In other words, someone who signs up halfway through the novena will only be sent the emails or text messages from that point forward. However on the app, the novena content will remain accessible after it is made available for each day.*
- You can download the novena for yourself from www.9daysforlife.com to make paper copies for participants who are not able to or do wish not to download the app, or receive emails or text messages. You can also make the novena available via your website, social media pages, parish bulletin, etc.

1 Opt-in Terms: Summary Terms & Conditions: Our mobile text messages are intended for subscribers over the age of 13 and are delivered via USA short code 55000. You may receive up to 13 message(s) per month of text alerts. Message & Data Rates May Apply.

This service is available for phones with text messaging capabilities, and subscribers on AT&T, Verizon Wireless, T-Mobile®, Sprint, Virgin Mobile USA, Cincinnati Bell, Centennial Wireless, Unicel, U.S. Cellular®, and Boost. For help, text HELP to 55000, email prolife@usccb.org, or call +1 2025413000. You may stop mobile subscriptions at any time by text messaging STOP to short code 55000.



SIMPLE OPTION: “One Night” can be as simple as using “Day One” and “Day Two” as your opening and closing prayers of a regularly-scheduled youth or young adult program. However, be sure to provide a short explanation of what a novena is all about and the goals of the novena, as well as to encourage them to sign up for 9 Days for Life via the text messages, emails, or app.

ADVANCED OPTION: “One Night” can begin and conclude with the prayers for “Day One” and “Day Two” (as in the simple option). In addition, the middle portion of the evening could also include:

- A presentation on the anniversary of *Roe v. Wade* and the work and goals of the national and local pro-life efforts in the Church
- Scripture study on Psalm 139, the Annunciation (Luke 1:26-38), the Visitation and Magnificat (Luke 1:46-55), or other Scripture passages that focus on the dignity of each person, the gift of human life, and the protection of all human life.
- A prayer service, praying for those present, as well as those who take life or disregard life. (See “*Prayer Service for Forgiveness and Healing.*”)* Consider also having opportunities for the Sacrament of Reconciliation that evening.
- Planning for pilgrimages to local sites to pray for life (including churches, chapels, and other Catholic destinations,

as well as abortion clinics, prisons, hospitals, soup kitchens, retirement homes, and other places where the dignity of life is or may be challenged)

- Small group conversations on consistent ethic of life issues including abortion, capital punishment, violence and war, or assisted suicide, among other topics. See *Coffee and Conversation*,* a discussion guide for some of the Respect Life Program articles. For other resources that can help you plan and lead the discussion, visit www.usccb.org/prolife to browse the materials of the USCCB Secretariat of Pro-Life Activities.
- A talk by a church leader who specializes in a pro-life issue.
- A workshop on chastity, Theology of the Body, or sexual ethics (See “*10 Surprising Tips for Love the Culture Won’t Tell You*” and “*Love 101: Back to Basics.*”)*
- A viewing of a pro-life movie or other age-appropriate film or documentary relating to life issues
- Discussion on ways that the young people can more frequently engage in prayer, penance, and pilgrimage for life – especially outside the church (at home, at school, at work, etc.)
- A service project (on-site or off-site) related to providing care or assistance to adoption centers or other pro-life advocacy programs.





- A longer prayer service, dedicated to the promotion and defense of human life, featuring *Lectio Divina*, the ***Chaplet of Divine Mercy***,* the ***Rosary***,* quiet contemplative prayer, Liturgy of the Hours (such as Vespers), Eucharistic adoration, or another prayer form of the group's choosing.

Pro-life specific prayer resources are available on the USCCB website, including a ***Holy Hour for Reparation and Healing***,* ***other Holy Hours for Life***,* and ***pro-life rosary prayer intentions**** for each set of mysteries.

For more ideas on pro-life activities for youth or young adults, consult with your diocesan offices for youth and/or young adult ministry and pro-life ministry, or visit www.nfcym.org, the website for the National Federation for Catholic Youth Ministry.

At the conclusion of any of these options, be sure to encourage continued use of the 9 Days for Life app, emails, text messages, or web resources; it might be helpful to walk young participants through the program. Perhaps some groups will want to gather daily over the remaining days of the novena to pray together, or re-gather as a large group the following week to conclude the novena and share their experiences and prayers at the conclusion of the nine days.

*Available online at www.usccb.org/onenightofprayer.



RESPECT LIFE PROGRAM

Secretariat of Pro-Life Activities

United States Conference of Catholic Bishops

Want free resources? Visit www.usccb.org/respectlife/

Telephone: 202-541-3070 | Toll-free order number: 866-582-0943 | Fax: 202-541-3054 | Email: prolife@usccb.org

Follow us!

 People of Life  @usccbprolife  @ProjectRachel

Art: Giovanni Bernardino Azzolino, *The Ascension*, early 17th century. Courtesy of Restored Traditions. Used with permission. Models used for illustrative purposes only. Q&A icon, bullet points icon/Wonderfulpixel/Thinkstock; praying hands icon/GreenTana/Thinkstock; printer icon/pking4th/Thinkstock; tools icon/da-vooda/Thinkstock; checkmark icon/Aleksandar_Gavrilovic/Thinkstock; trophy icon made by Freepik from www.flaticon.com; heart in hands/weerapatkiatdumrong/Thinkstock; woman looking at laptop/UberImages/Thinkstock; Interior of St. Vitus Cathedral/kavunchik/Thinkstock; sleeping baby/bo1982/Thinkstock; teenagers/Purestock/Thinkstock; starburst/tunejadez/Thinkstock; spray paint splatter/pialhovik/Thinkstock; paintbrushes/shironosov/Thinkstock; purple-haired girl/via Twenty20/@jsdaniel; candle vigil/via Twenty20/@alenapiksaeva; Eucharist in monstrance by Thoom, used under license from Shutterstock.com. Arrow: Entypo pictogram by Daniel Bruce - www.entypo.com. Google Play and the Google Play logo are trademarks of Google Inc. Apple and the Apple logo are trademarks of Apple Inc., registered in the U.S. and other countries. App Store is a service mark of Apple Inc., registered in the U.S. and other countries. Images used with permission. All rights reserved. Copyright © 2017, United States Conference of Catholic Bishops, Washington, D.C. All rights reserved.